

THE FUTURE DELIVERY OF BARNET'S EDUCATION AND SKILLS SERVICE

HEADLINE CONSULTATION FINDINGS
AUGUST 2014

Background

➤ Changing education landscape:

- The increasing autonomy of schools – nationally, over 50% of secondary schools and 9% of primaries are now Academies
- The increasing diversity of educational providers entering the educational arena– Academy Trusts/sponsors, free school proposers
- Increasing delegation of school funding through the move towards a national funding formula

➤ Objectives:

- Meeting significant savings pressures
- Maintaining the strength of our relationship with schools
- Maintaining or improving the excellent education offer in Barnet

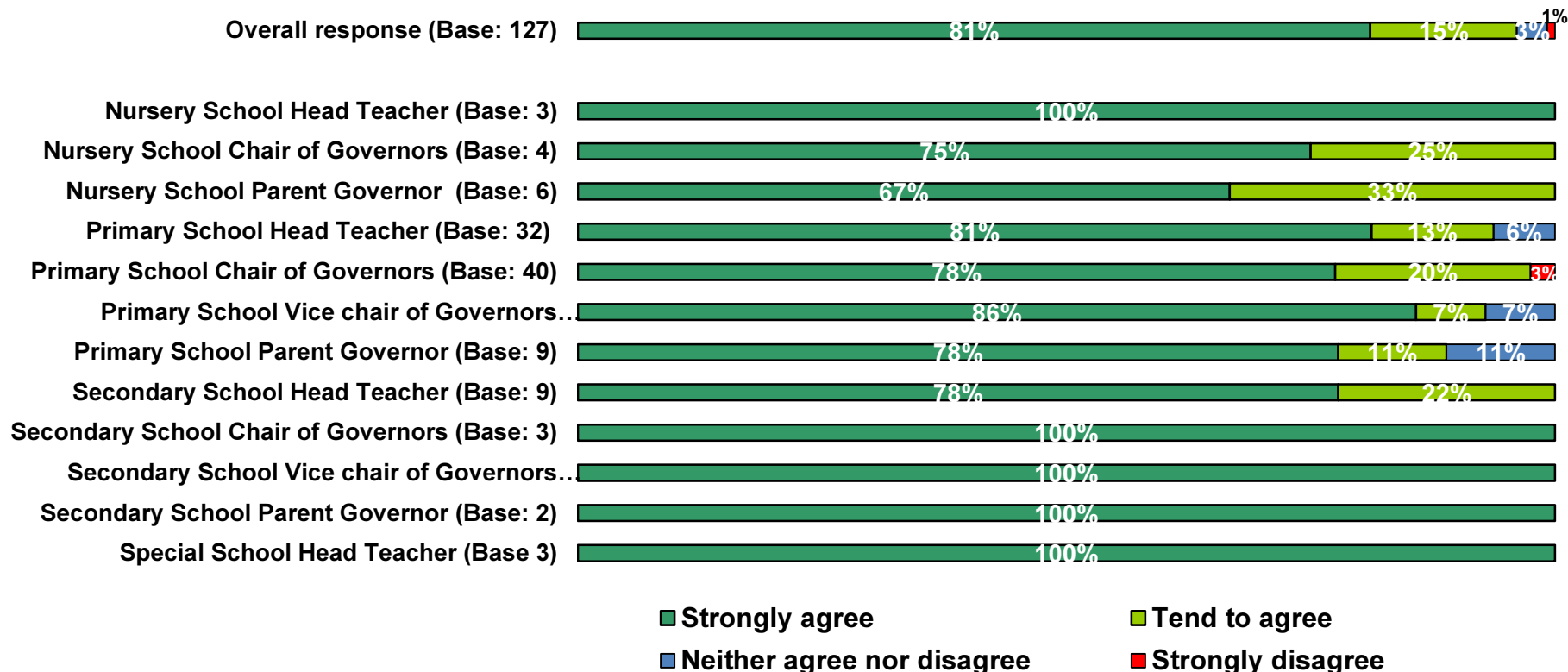
Method

- Engagement meetings April to June 2014
- Consultation document
- On-line survey
- All Head teachers and Chairs of Governors
- Other governors that attended briefing on 30th June 2014
- Survey period 1st July to 18th August 2014
(Interim results were taken on the 15th July)

Response to the survey

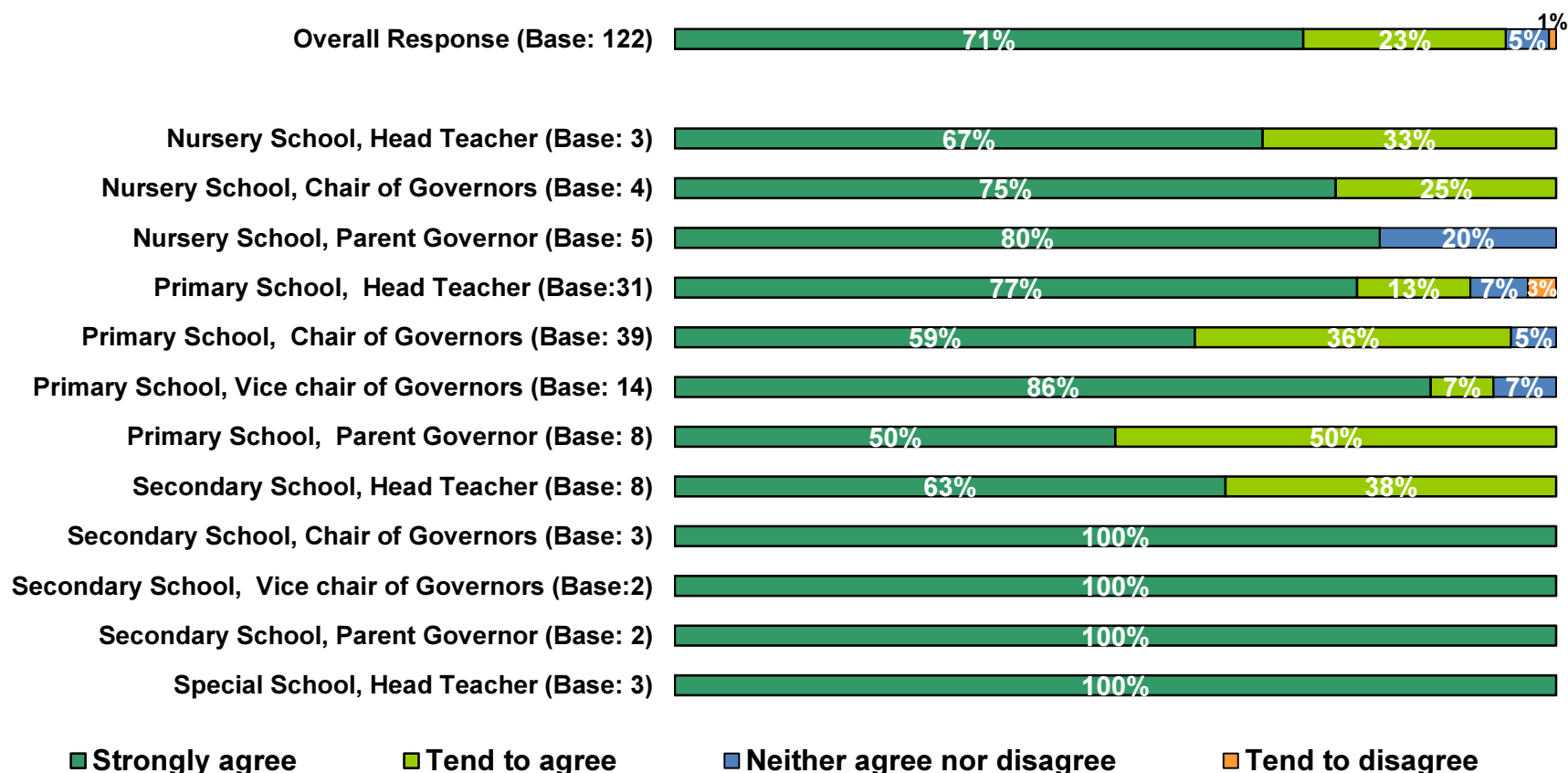
| Type of respondent | Number | Per cent |
|---|------------|-------------|
| Nursery School, Head Teacher | 3 | 2% |
| Nursery School, Chair of Governors | 4 | 3% |
| Nursery School, Vice chair of Governors | 0 | 0% |
| Nursery School, Parent Governor | 6 | 4% |
| Primary School, Head Teacher | 35 | 26% |
| Primary School, Chair of Governors | 42 | 31% |
| Primary School, Vice chair of Governors | 14 | 10% |
| Primary School, Parent Governor | 9 | 7% |
| Secondary School, Head Teacher | 10 | 7% |
| Secondary School, Chair of Governors | 4 | 3% |
| Secondary School, Vice chair of Governors | 2 | 2% |
| Secondary School, Parent Governor | 3 | 2% |
| Special School, Head Teacher | 3 | 2% |
| Special School, Chair of Governors | 1 | 1% |
| Special School, Vice chair of Governors | 0 | 0% |
| Special School, Parent Governor | 0 | 0% |
| Total | 136 | 100% |

To what extent do you agree or disagree with this vision for our partnership?



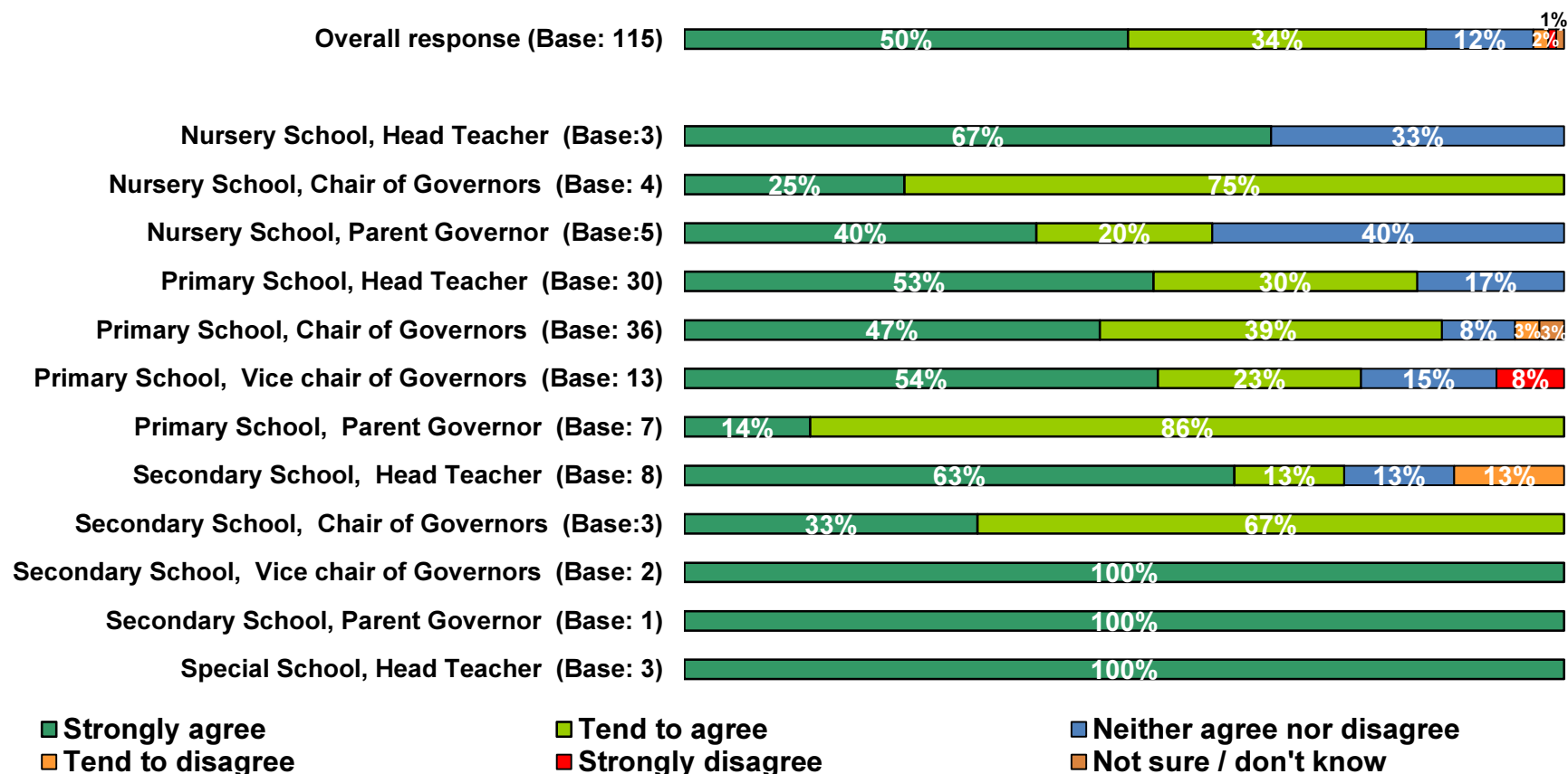
- Overall the vast majority of respondents agreed with the vision (96 per cent, 81 per cent strongly agreed and 13 per cent tended to agree). A minority neither agreed nor disagreed (three per cent), while only one per cent said they strongly disagreed.
- In terms of type of school, Secondary School, Nursery Schools and Special Schools were more likely to say they strongly agreed. However, within Primary Schools there was a slight difference in opinion with a disagreement by Chair of Governors - three per cent disagreed - and six percent of Primary Head Teachers, seven percent Vice Chairs of Governors and eleven percent Parent Governors were neutral.

Overall, to what extent do you agree or disagree with our aims?



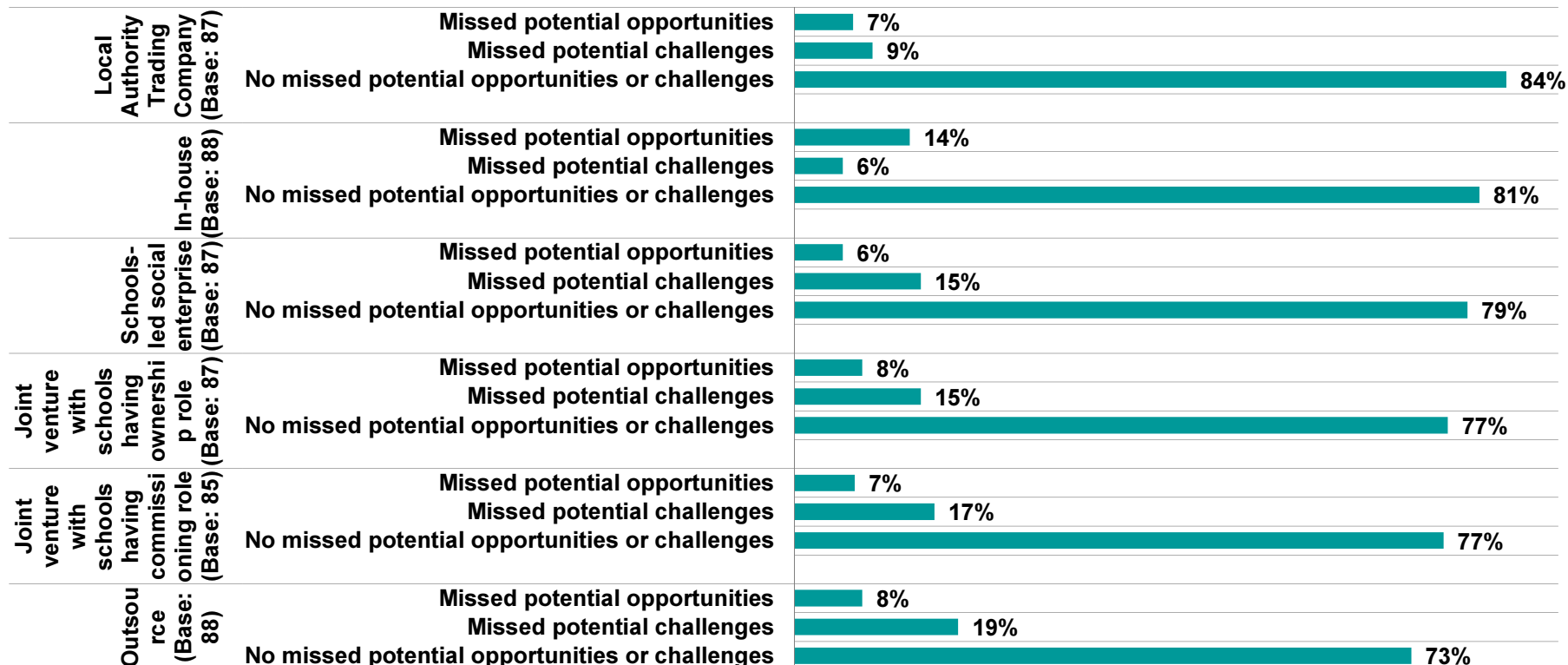
- Again overall, the vast majority of respondents agreed with the aims (94 per cent, 71 per cent strongly agreed and 23 per cent tended to agree).
- Agreement was highest among Nursery Schools (excluding Parent Governors), Secondary Schools and Special Schools. However, twenty percent of Nursery School Parent Governors were neutral. Again within Primary schools there was a slight difference in opinion, with a disagreement by one Head Teacher (three per cent), and neutral from seven percent of Head Teachers, five per cent Chair of Governors and seven percent Vice chair of Governors.

The need for change, overall, to what extent do you agree or disagree with the key drivers?



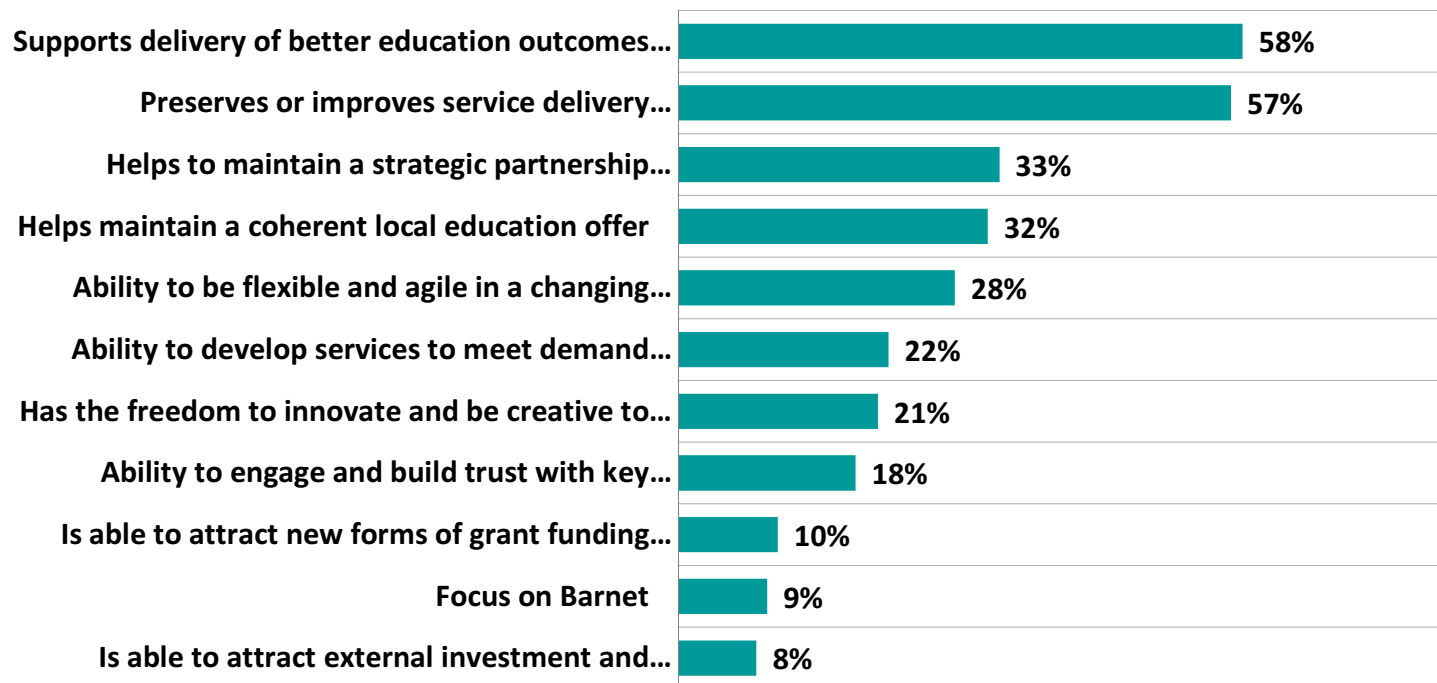
- Again, overall the majority agreed with the key drivers identified (84 per cent, 50 per cent strongly agreed and 34 per cent tended to agree)
- Agreement was highest among Nursery Schools and Special Schools. Within Primary Schools there was a slight disagreement by one Vice chairs of Governors (eight per cent - strongly disagreed), and also one Secondary School Head Teacher 'tended to disagree'.

Do you feel there are any missed potential opportunities and challenges?



- In the main the majority of respondents did not feel any potential opportunities or challenges within each model had been missed.
- Further analysis will be conducted on where respondents feel opportunities and challenges have been missed.

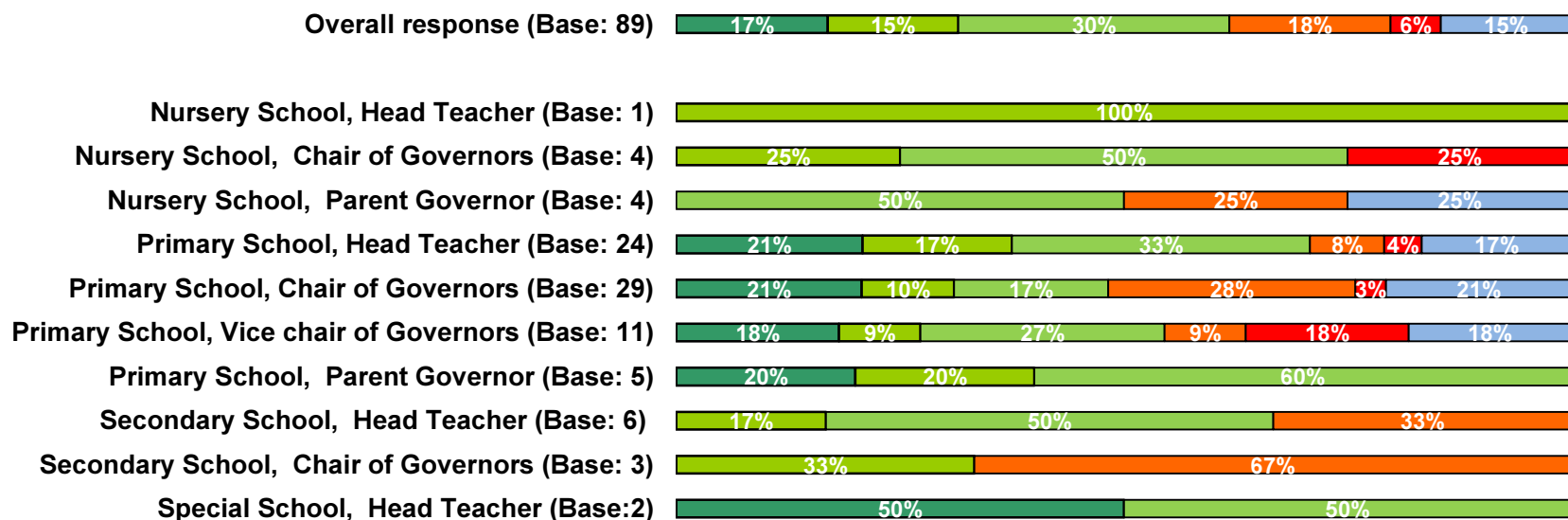
Which three criteria do you believe are most important for deciding on the best model?



Base 88

- It is clear that any model needs to: Support delivery of better education outcomes across Barnet; and to ensure it preserves or improves service delivery performance levels in key services (SEN, Admissions, Education Psychology, etc.)
- Further analysis will be conducted on where responses vary across schools and roles.

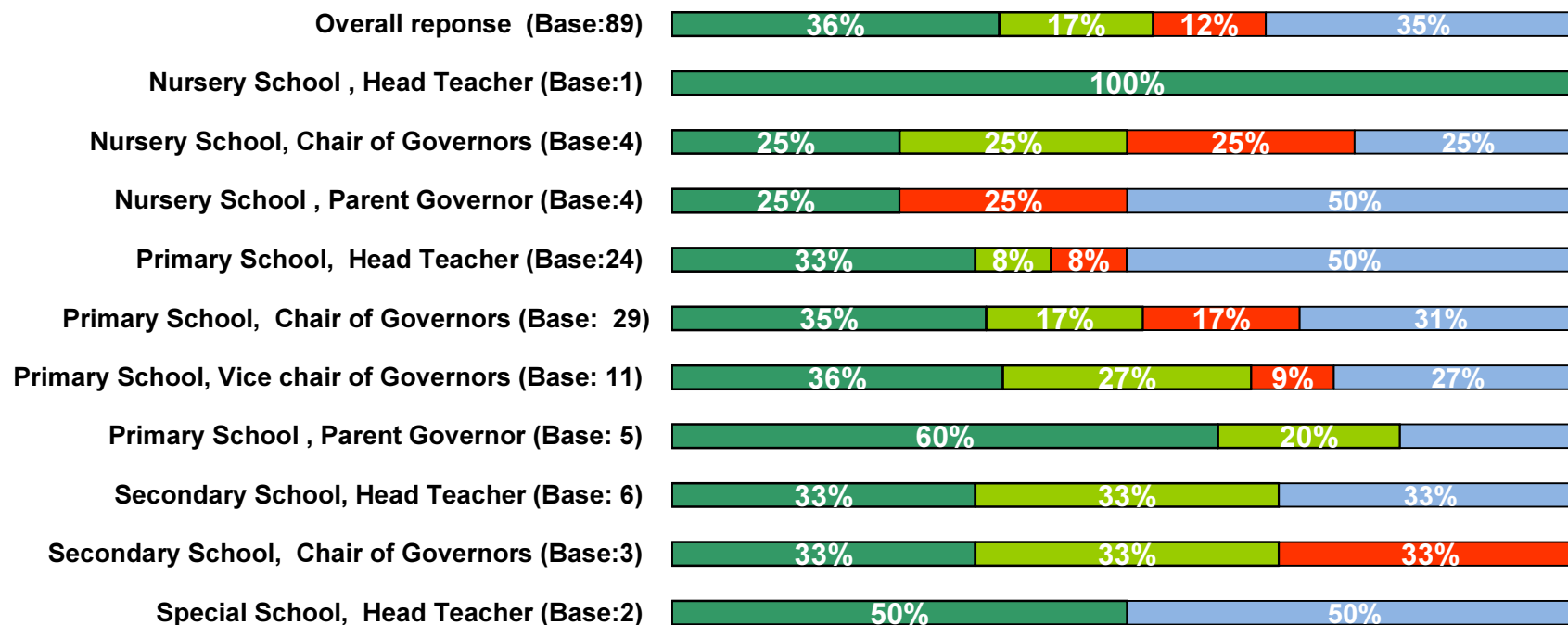
To what extent do schools want to be involved in the ownership of a new organisation?



- Very keen that schools should own the new organisation
- Quite keen that schools should own the new organisation
- Willing to consider school ownership
- Would prefer not to be involved in owning the new organisation
- Would not be willing to be involved in ownership
- Not sure / don't know

- Over a third of respondents (32 per cent) said they are very keen or quite keen for Schools to own the new organisation, and a further third (30 per cent) are willing to consider school ownership.
- Primary Schools and Special Schools were most likely to be very keen, but there was less support amongst Primary School Chairs of Governors (26 per cent prefer not to be involved), Primary School Vice chairs (27 per cent, 9 percent prefer not and 18 per cent not willing at all), and 33 percent of Primary Head Teachers would prefer not to be involved.
- Although a majority Secondary School and Nursery School respondents gave some support to be involved, 33 percent of Secondary School Head Teachers, 67 percent of Secondary Chairs of Governors would prefer not to be involved. 25 percent of Nursery Parent Governors would prefer not to be involved and 25 percent of Nursery Chair of Governors would not be willing.

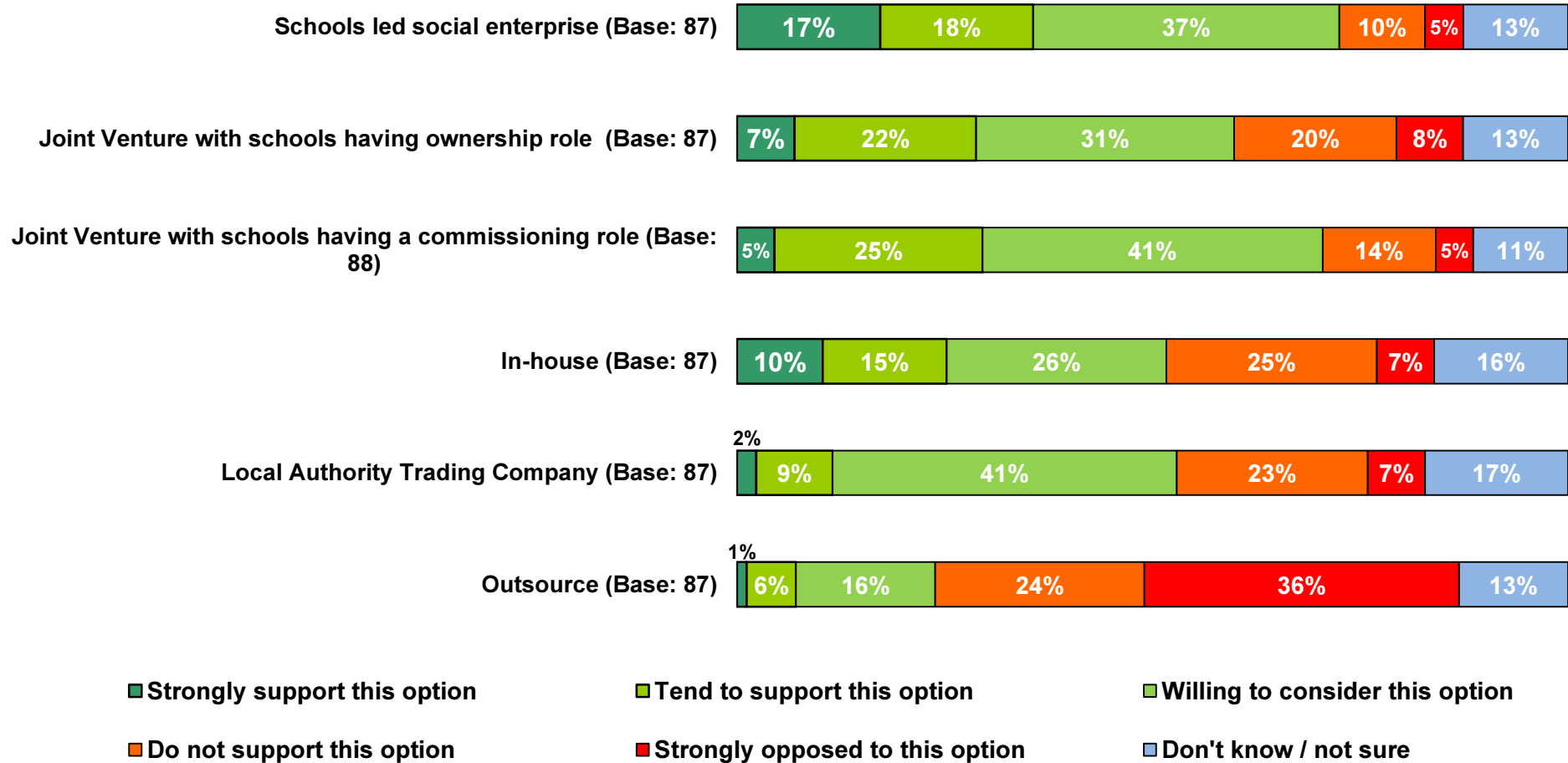
On balance, which statement best represents your preference?



- I would prefer to participate through ownership of the organisation
- I would prefer to participate through a formal commissioning
- I would prefer not to be involved in the ownership or formal
- Not sure / don't know

- The most popular preference was to participate through ownership of the organisation (36 percent). Nursery School Head Teachers (one respondent), 33 percent of Primary Schools Head Teachers, 36 percent of Primary Vice chairs and 33 per cent of Secondary School Head Teachers prefer this option.
- Second most popular was to participate through a formal commissioning process (17 percent).
- A significant percentage of Nursery, Secondary School and Primary School chairs of governors and Nursey Chair of Governors said they prefer not to be involved in the ownership.
- There was a high percentage of respondents who were simply not sure.

Views on the different options:



Summary of views on the different options:

The three backmarkers:

- Moderate support for a **Local Authority Trading Company**:
 - All respondents: 11% positively for it and 41% willing to consider, a **total of 52%** with 23% tending not to support, 7% strongly opposed (**30% against**).
 - Primary head teachers are more strongly in favour: 21% positive and 35% willing to consider, a **total of 56%**, with 17% tending not to support and 9% strongly opposed.

- Moderate support for the **In-house model**:
 - All respondents: 25% positive and a further 26% are willing to consider, a **total of 51%**, with 25% tending not to support and 7% strongly opposed (**32% against**).
 - Primary head teachers 31% positive and 35% willing to consider, a **total of 66%**, with 17% tending not to support and 4% strongly opposed.

- Very little support for the **Outsourcing model**:
 - All respondents: 7% positive and a further 16 per cent are willing to consider, a **total of 23%**, with 24% tending not to support and 36% strongly opposed (**60% against**).
 - Primary head teachers 9% positive and 13% willing to consider, a **total of 22%**, with 30% tending not to support and 35% strongly opposed.

Summary of views on the different options:

The three front-runners:

- Very strong support for a **social enterprise model**:
 - All respondents: 35% positively for it and 37% willing to consider, a **total of 72%** with 10% tending not to support, 5% strongly opposed (**15% against**).
 - Primary head teachers are even more strongly in favour: 43% positive and 35% willing to consider, a **total of 78%**, and 4% tending not to support and 4% strongly opposed.

- Very strong support for the **Joint Venture commissioning model**:
 - All respondents: 30% positive and a further 41% are willing to consider, a **total of 71%**, with 14% tending not to support and 5% strongly opposed (**19% against**).
 - Primary head teachers 33% positive and 46% willing to consider, a **total of 79%**, with 8% tending not to support and 4% strongly opposed.

- Quite strong support for the **Joint Venture ownership model**:
 - All respondents: 29% positive and a further 31% are willing to consider, a **total of 60%**, with 20% tending not to support and 8% strongly opposed (**28% against**).
 - Primary head teachers 48% positive and 22% willing to consider, a **total of 70%**, with 13% tending not to support and 9% strongly opposed.